Everything is in

GMV6 Heat Recovery

Why Choose VRF Heat Recovery System

Demand

In a large open space (such as an office), there may be different demands for cooling and heating due to locations, personal preferences or special requirements (For example, the living area requires heating while the storage room requires constant cooling). The heat recovery system can set up cooling and heating simultaneously in different areas of the same system based on user demands.

Energy Saving

The heat recovery system has multiple operating modes, among which the main unit cooling, main unit heating and total heat recovery can realize the heat recovery function. Under heat recovery mode, the system will provide the cooling energy absorbed by the heating side directly to the cooling side, which can reduce the capacity output of the outdoor unit and greatly improve the energy saving effect. Under total heat recovery mode, the system can achieve the optimal energy-saving performance and the energy efficiency of the system will be 3~4 times higher compared to other conventional operating modes.

Flexible

The heat recovery system is designed to have the features of a heat pump system with unique heat recovery function. It can run in cooling, heating or other operating modes flexibly according to a specific installation location, environmental changes and comfort requirements, so as to meet user demands in real time.

Multiple Functions in One Unit

This unit can perform air cooling, air heating, and water heating simultaneously, satisfying customers' various needs for air conditioning, hot water and floor heating. It is a comprehensive solution for customers.

High Energy Efficiency – SCHE up to 9.0

It adopts heat recovery energy-saving control technology, high-efficiency enthalpy-adding DC inverter compressor and high-efficiency DC motor to optimize its capabilities. In the state of heat recovery, its comprehensive energy efficiency (SCHE*) can be 9.0, which is more energy-saving.

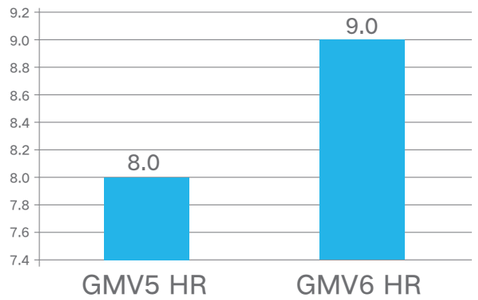

SCHE

12.5%

*SCHE (Simultaneous Cooling & Heating Efficiency): the ratio of the total capacity of the system (heating and cooling capacity) to the effective power when operating in heat recovery mode.

Continuous Heating

GMV6 HR is designed with a continuous heating system. In case of modular combination, different modules can defrost in turn to reduce indoor temperature fluctuation, which will further improve the level of heating comfort.

Clean and Healthy Fresh Air

Fresh Air System

GMV6 HR can cooperate with the VRF fresh air unit so that the air conditioning system and the fresh air system are combined as a whole. The fresh air unit will share some of the fresh air load to satisfy different demands for indoor fresh air supply.

ERV System

GMV6 HR system can connect to ERV and ERV+DX COIL, which can realize air conditioning with fresh air ventilation.

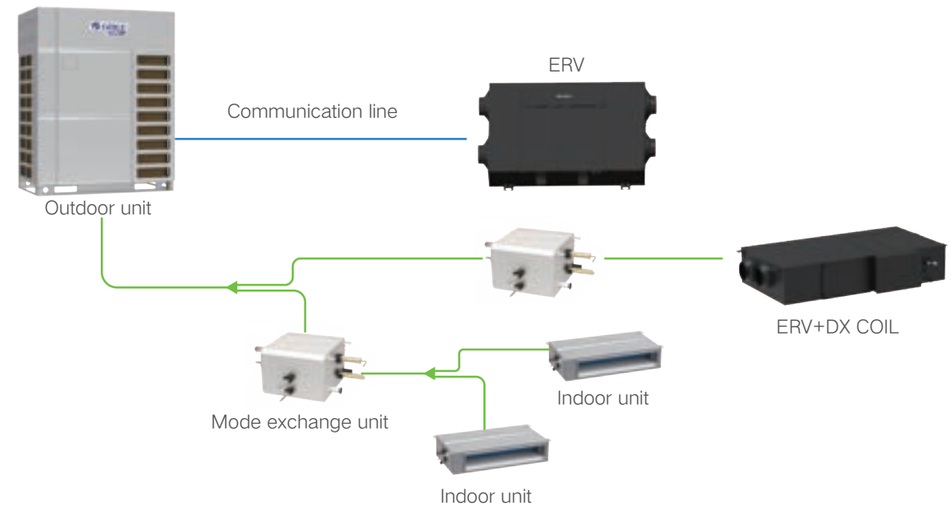

Purification System

Gree DX AHU (direct-expansion air handling unit) can be connected to Gree VRF system, so that the air handling unit is with the functions of the VRF system and can meet the cooling/heating requirement in large places. This air handling unit can be equipped with purification devices with various filter grades to meet the purification requirements in different applications.

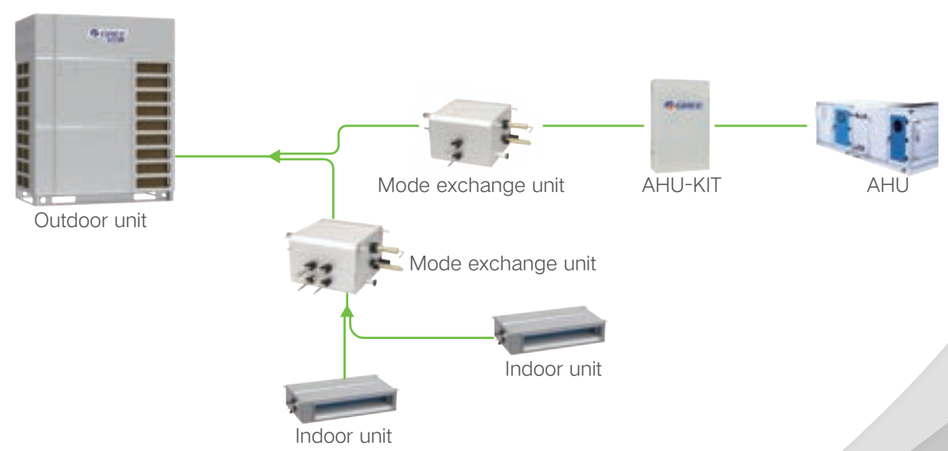

High Energy Efficiency

Five Operating Modes

GMV6 heat recovery system enables multiple operation modes for meeting various needs of users. Among them, mainly cooling, mainly heating and fully heat recovery modes include heat recovery function. Under the heat recovery mode, the system can directly offer the cooling capacity absorbed at the heating side to the cooling side for reducing outdoor unit's capacity output to greatly improve the energy-saving effect.

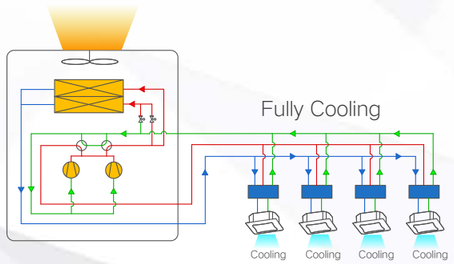

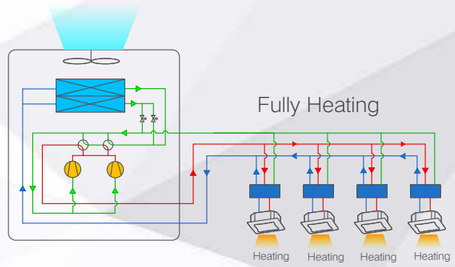

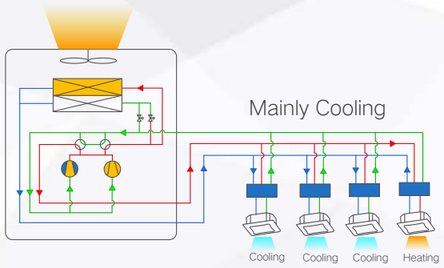

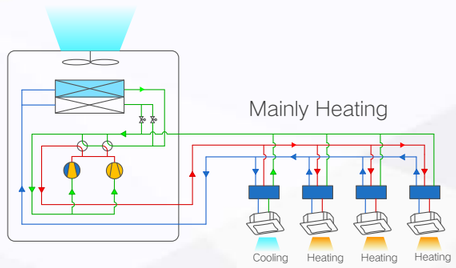

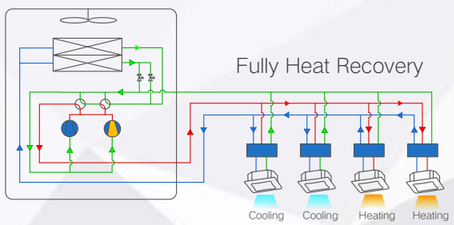

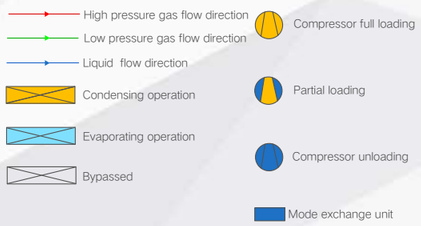

High-efficiency EVI DC Inverter High-pressure Cavity Scroll Type Compressor



Low-temperature enthalpy-adding compressor is developed according to the features of VRF units. With a regulation range of 0-420Hz, it can perfectly coordinate with the machine so as to excel the performance to the greatest extent.

Dual EEV enthalpy-adding control: Compressor enthalpy increase can be controlled flexibly to realize the maximum enthalpy increase.

SCHE up to 9.0

It adopts heat recovery energy-saving control technology, high-efficiency enthalpy-adding DC inverter compressor and high-efficiency DC motor to optimize its capabilities. In the state of heat recovery, its comprehensive energy efficiency (SCHE*) can be 9.0, which is more energy-saving.

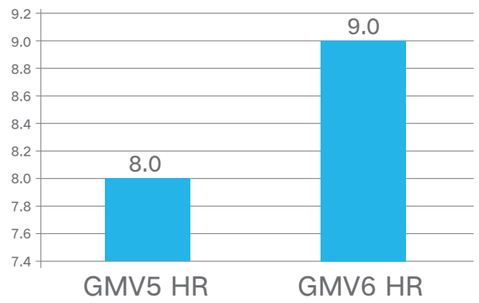

*SCHE (Simultaneous Cooling & Heating Efficiency): The ratio of the total capacity of the system (heating and cooling capacity) to the effective power when operating in heat recovery mode.

G-shape Integrated Heat Exchanger

Molded at one time, the G-shape integrated heat exchanger can improve space utilization, and increase heat exchanger area and heat exchange efficiency.

*Note: Applicable for some models.

Multi-row Small Diameter Design

The refrigerant pipe adopts φ7mm and 3-row design, which can reduce the flowing resistance of refrigerant inside the pipe and effectively increase the heat exchange area of refrigerant, so as to optimize and improve the heat exchange efficiency.



*Note: Applicable for some models.

Small Pitch Corrugated Heat Exchanger Fins

Small pitch corrugated fins are used to increase the effective area between fins and the air, for more sufficient heat exchange of refrigerant and higher heat exchange efficiency.

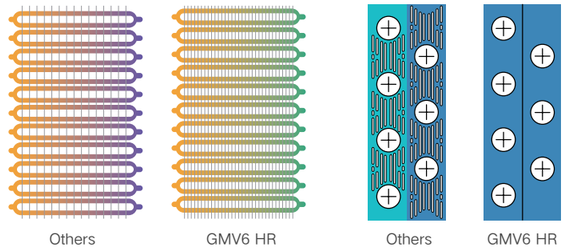

Internal Screw Thread Design of Copper Tube

The refrigerant pipe adopts internal screw thread design to increase the contact area with the refrigerant, optimize the turbulent state of refrigerant flow and improve the heat exchange efficiency.



Internal screw thread high-efficiency heat exchange tube

Multi-functional Heat Exchanger Fins

The heat exchanger fins adopt double-sided double-effect coating and hydrophilic membrane design so that the unit is not easy to get frosted and the condensate water or water from defrosting can flow down more quickly; the anti-corrosion coating isolates the pollutants and dust from air to protect the fins, thus stronger corrosion resistance and better heat exchange effect.

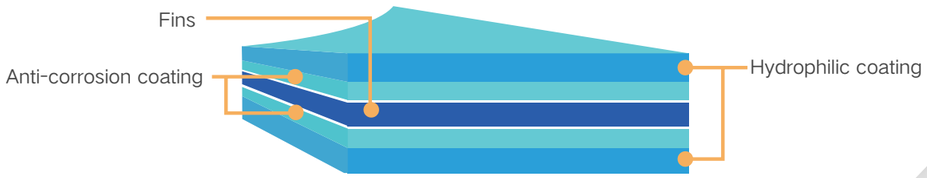

Double coating heat exchange fins structure

Double-layer Independent Divisional Control for Heat Exchanger

According to the features of the wind field, the heat exchanger has a divisional design for the flow paths. The upper and lower heat exchangers are designed with independent EEV control to realize more reasonable flow distribution, which can optimize the heat exchange performance.

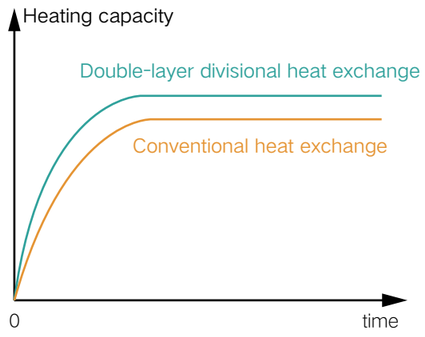

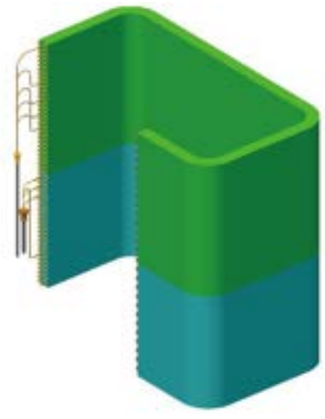

Continuous Heating

GMV6 HR is designed with a continuous heating system. In case of modular combination, different modules can defrost in turn to reduce indoor temperature fluctuation, which will further improve the level of heating comfort.

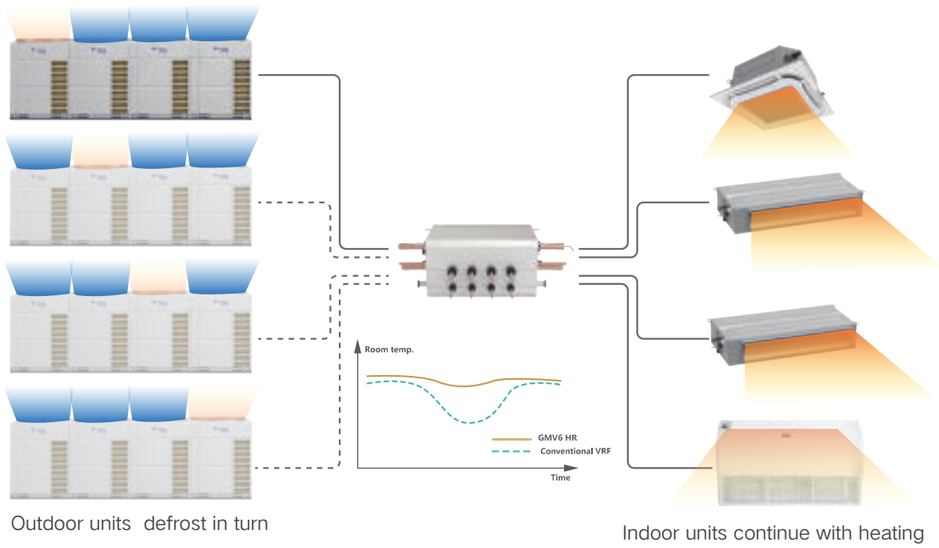

*Applicable to partial models

*This function must be set in the field. When this function is set, continuous heating will be activated under certain ambient temperature conditions.

Multi-dimensional Intelligent Defrosting

GMV6 HR is equipped with multiple defrosting technologies. It adopts the control method of variable temperature difference and variable load rate to achieve efficient and rapid defrosting. Under certain conditions, the outdoor units can defrost in turn to make sure the indoor units can continue with heating.

Development of Defrosting Technology

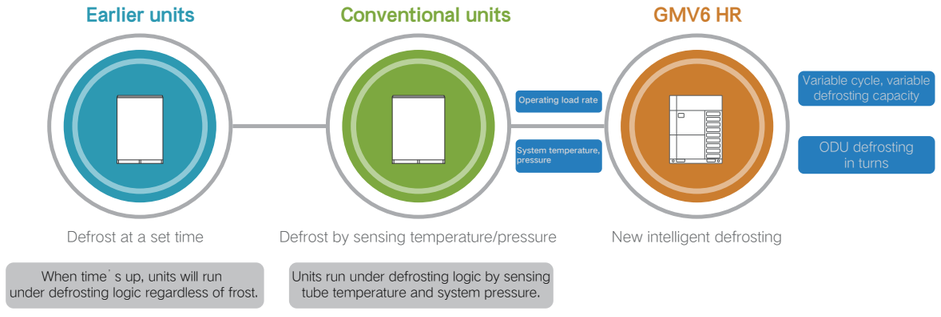

Two Temperature Sensors for Upper and Lower Heat Exchangers

The upper and lower heat exchangers are independently controlled by two defrosting temperature sensors, which can accurately judge the thickness of frost on heat exchangers so as to carry out thorough defrosting.

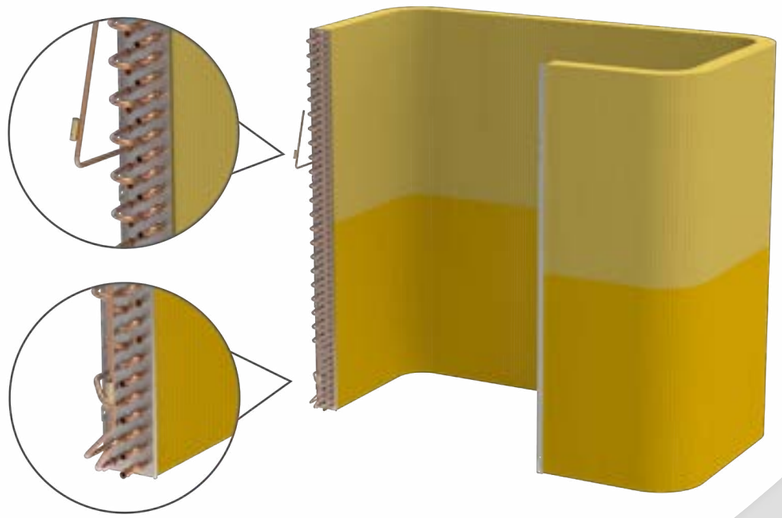

Project Self-adaptive Control

Variable Defrosting Cycle Control

The unit can define the frost degree according to the defrosting time change under different circumstances and then adjust the defrosting cycle automatically to improve the accuracy of defrosting.

Variable Defrosting Capacity Control

The speed of defrosting is closely related to the output of compressor. Generally, when the unit is defrosting, the output capacity of compressor is fixed, which may lead to long defrosting time or failure to defrost normally in actual use.

In order to realize stable and rapid defrosting, GMV6 HR can automatically change the output capacity during defrosting through real-time parameter learning and judgment.

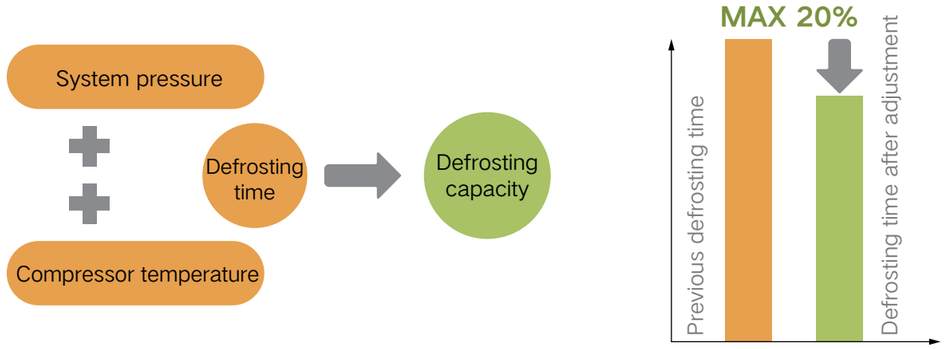

Intelligent Heat Recovery Control

GMV6 HR adopts intelligent heat recovery control technology. Under heat recovery mode, it can intelligently switch among mainly cooling mode, fully heat recovery mode and mainly heating mode according to the operating condition and load. Under high temperature, the operation of indoor units in cooling mode will be given priority; under low temperatures, the operation of indoor units in heating mode will be given priority. This is to achieve the best energy efficiency while ensuring user comfort.

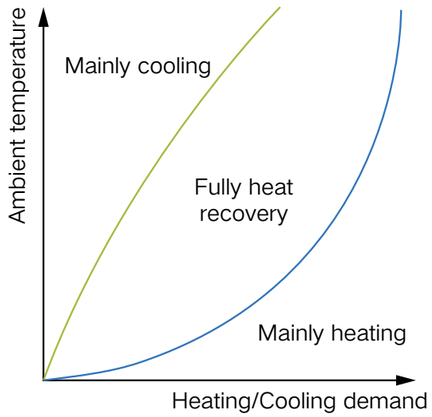

Refrigerant Self-adaptive Regulation Technology

GMV6 HR adopts refrigerant self-adaptive regulation technology. When the ambient temperature or the load of indoor unit changes, it will automatically adjust the amount of system refrigerant circulation according to the output demand of outdoor units. This technology can prevent energy efficiency decrease in cooling caused by excess refrigerant and maintain the comfort degree in heating by preventing refrigerant insufficiency so that the unit can always run in a healthy, energy-saving and comfortable state.

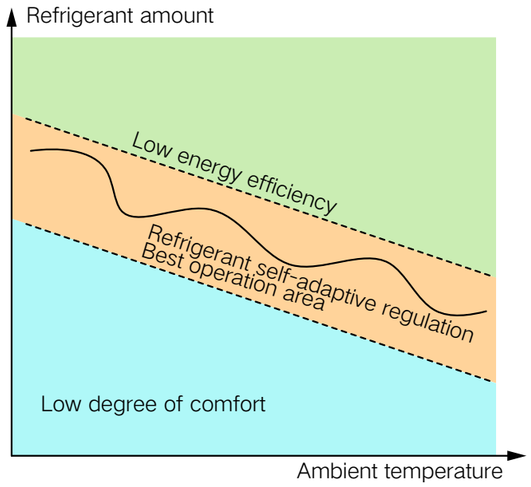

Auto Heat Recovery Function of Cooling

In summer, when the unit is in cooling mode, even if the hydro box is shut down, it can still recover waste heat according to the water temperature of the water tank, and transfer the heat to the water rather than discharge it into the atmosphere. In summer, you can enjoy not only cool air but also free hot water.

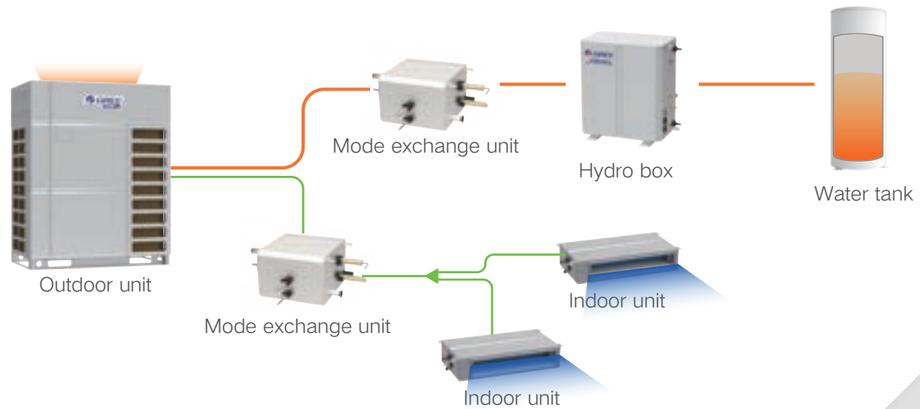

Note: This function defaults to be on before ex-factory. It can be turned off in setting.

Quiet Technology

13 Quiet Modes

Quiet at Night

The system can record the highest outdoor temperature. At night, the system will automatically turn to quiet mode. There are 9 quiet modes which can be set according to actual needs. For example, the unit can automatically enter night mode after working for 8 hours, and resume to normal operating mode after 9 hours.

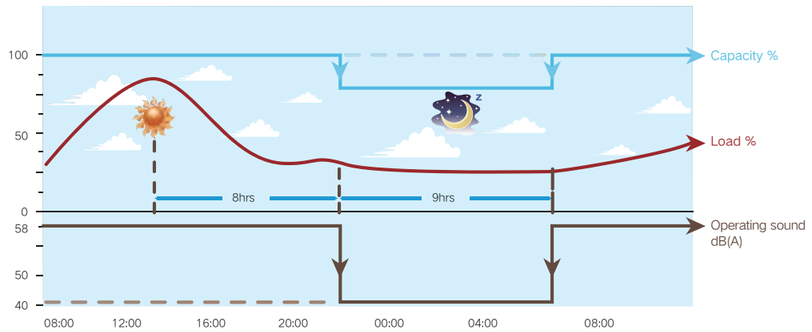

Quiet in Compulsion

When the unit is installed in an environment with high noise requirements, it needs to operate silently during the day or night. Then you can choose three mandatory settings of quiet modes to ensure that the unit operates in low noise mode at any time, and the noise value can be as low as 40dB (A).

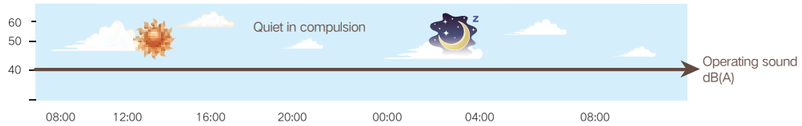

Spinning and Variable Pipe Diameter Design for Noise Reduction

The inlet pipe from sub-cooler to gas separator adopts a spinning structure with variable diameter, which can slow down the refrigerant flow in the pipeline, greatly reduce the flow noise of the pipe, and significantly lower the broadband noise.

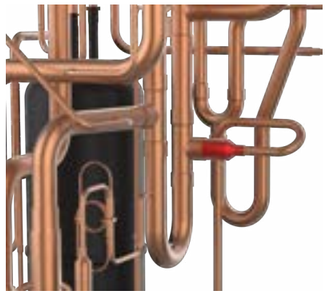

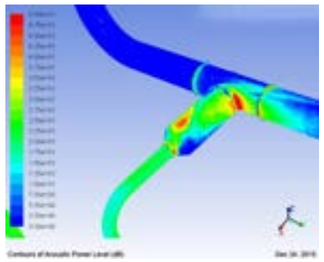

Small pipe direct inserting structure

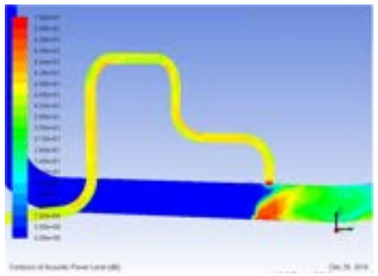

Spinning and variable diameter structure

Stable and Reliable Operation

Super Wide Operating Range

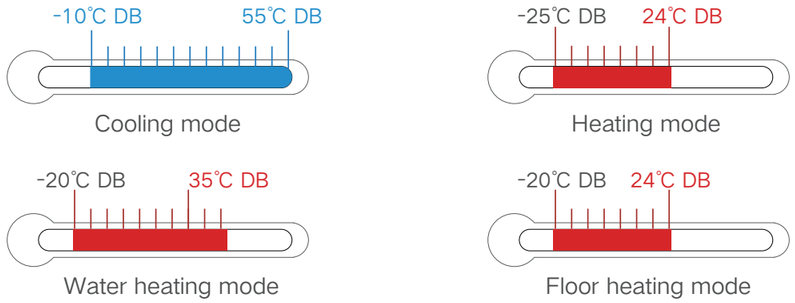

High Configuration Ratio

Conventionally, we use the total capacity of indoor units and the hydro box to calculate the indoor and outdoor unit configuration ratio, without taking the use mode into consideration. In summer, users need air conditioners for cooling and hot water for bathing; while in winter, floor heating is also needed. GMV6 HR is designed in an unconventional way, for it has optimized the capacity allocation method in different modes and the hydro box can calculate the configuration ratio independently. The configuration ratio of indoor units is not counted and the cost of outdoor units is reduced.



Note: If indoor units and hydro box run in heating at the same time, heating performance will be affected.

New Generation Intelligent Alternate Control Technology

Variable Cycle Module Alternate Control

GMV6 adopts a new modular control method to ensure the service life of the complete unit and improve the overall operating performance.

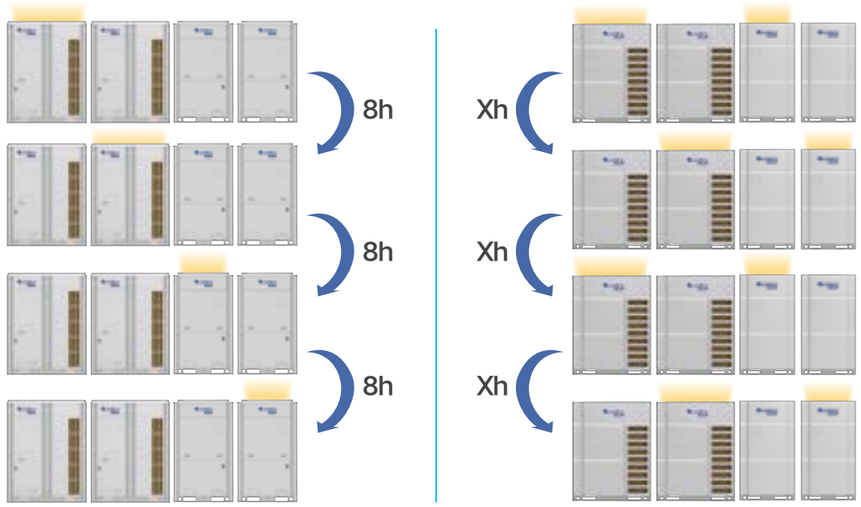

GMV5

Variable cycle control

X refers to the variable cycle

Compressor Alternate Control

As for the system control, not only the overall service life of the modular design is considered, when the module is designed for multiple compressors, the internal compressors will also conduct rotation control to balance the operating service life of each compressor.

*Applicable to some models.

Low-temperature Anti-freezing Control

To ensure smooth water drainage and reliable operation under low temperatures, a special bypass is added at the bottom of the heat exchanger for anti-freezing control.

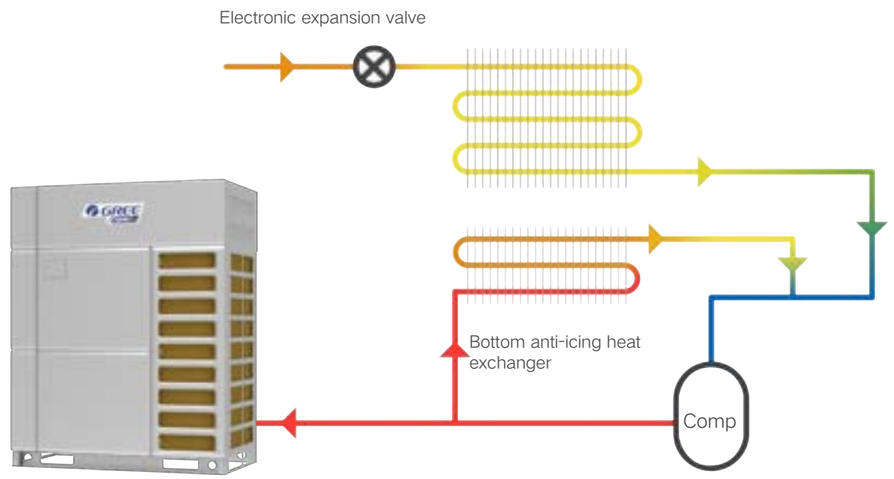

Variable Carrier Frequency Control Technology

According to the operating characteristics of compressor, the carrier frequency is automatically switched, and then high-frequency noise reduction and low-frequency loss reduction are realized, which can maximize the efficiency and reliability.

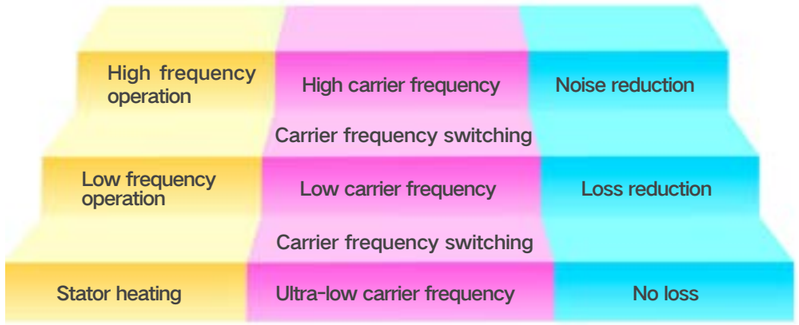

Sub-cooling Module Cooling Technology

The compressor drive IPM high-power device adopts sub-cooling 360° ring-shaped heat dissipation structure module cooling technology to ensure that the internal components work under relatively low temperature conditions. Compared with ordinary air-cooled heat dissipation, the internal temperature can be reduced by up to 8℃ , and reliability raised dramatically.



Diversified Backup Operation

Basic module emergency function

GMV6 can achieve a combination of four independent units. Each unit is a basic module. When a certain basic module is malfunctioning, other basic modules can achieve emergency operation, which reduces the influence of malfunction.

Malfunction

Fan emergency function

Some basic modules are designed with two fans. Gree control logic and optimized system design can ensure that when there's malfunction for one of the fans, the unit can still operate with the other fan, which reduces the influence to users due to sudden stoppage.

Malfunction

Compressor emergency function

For a basic module with two or more compressors, when there's malfunction for one of the compressors, the unit can still operate with other compressors, which reduces the influence of malfunction.



Operation Malfunction

Sensor malfunction emergency function

The application field of VRF systems is complicated. When a temperature sensor malfunction occurs to the unit, the unit will enter back-up mode, which minimizes the influence of malfunction.



Note: Only for some temperature sensors.

Flexible Engineering Design

Wide Capacity Range

Basic modules are designed with large capacity. The maximum capacity is further improved, which can satisfy various engineering needs and increase the construction efficiency.

Super Long Refrigerant Pipe Design

GMV6 HR combines high drop pressure control technology, indoor unit drop identification technology, intermediate pressure adjustment technology, tube length self-correction technology, and deep sub-cooling technology to increase the length of piping and improve the air conditioning effect.

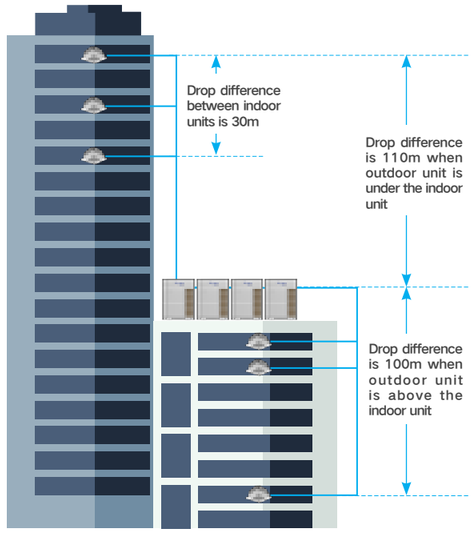

- The maximum actual single pipe length is 200m, the maximum equivalent single pipe length is 240m, and the maximum piping length is 1,000m.
- The maximum length after the first branch pipe is 120m *.
- The maximum drop of indoor and outdoor units is 110m * (100m when the outdoor unit is in upper position) *.
- The maximum drop between indoor units is 30m.

*Please consult the sales representatives for details.

High Static Pressure Design

New diversion cover: Effectively coupled with fan blades, the flow field is more uniform.

New diversion cover: Effectively coupled with fan blades to make the flow distribution more uniform.
High external static pressure design facilitates engineering application and mechanical floor design.
The air-out grille with vortex streamline distribution, less wind resistance.
High-efficiency motor, powerful output and highest static pressure up to 110Pa (ex-factory standard).

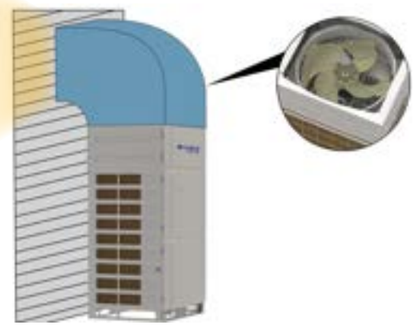

Compact Design

-	GMV5 HR	GMV6 HR	Floor Space Reduction	Effect
335			29% ↓	Less requirement in engineering application, more efficient in space utilization
615			40% ↓	

The whole series of units from 8HP to 22HP can easily enter common residential elevators without specialized equipment, which has greatly reduced the construction cost.



Efficiently Maintained Structural Layout

GMV6 HR integrated electronic control layout, with reserved maintenance space for higher maintenance efficiency.

Commissioning window, no need to remove the panel, you can conduct commissioning and troubleshooting during operation.

The electronic control components are highly integrated, the component structure is miniaturized, and there is more space for maintenance.

Front-mounted valve assembly design, fast and reliable piping installation.

The solenoid valve is neatly fitted into a small space. It can be disassembled without removing the electric box, which has greatly improved the maintenance efficiency.

Indoor Unit Automatic Positioning Function



When multiple indoor units are installed in large spaces such as exhibition halls, conference rooms, offices, etc., the indoor unit can conduct automatic positioning, the corresponding indoor unit buzzer can automatically respond, and the indoor unit can be quickly positioned by sound to achieve efficient maintenance.

Abnormal unit alarms for positioning

Indoor Unit Network Auto Grouping Control

GMV6 HR can realize auto intelligent identification through a built-in algorithm. It can automatically set groups for indoor units, which has improved the installation and debugging efficiency.

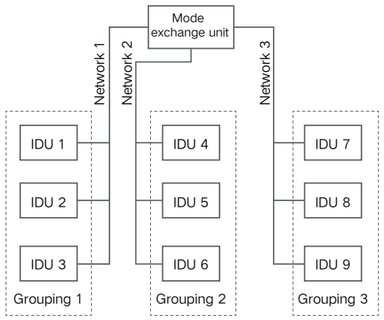

Conventional Grouping

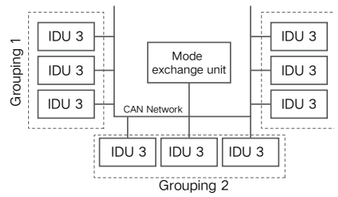

GMV6 HR Grouping

VIP Function

In high-end hotels and other occasions, when the diesel generator is used for power supply temporarily, the outdoor unit can directly connect different power identification signals and send a signal of insufficient power supply to the system. At this time, only rooms set as VIPs such as presidential suites are allowed to use the air conditioner, while other rooms are forbidden to use the air conditioner.

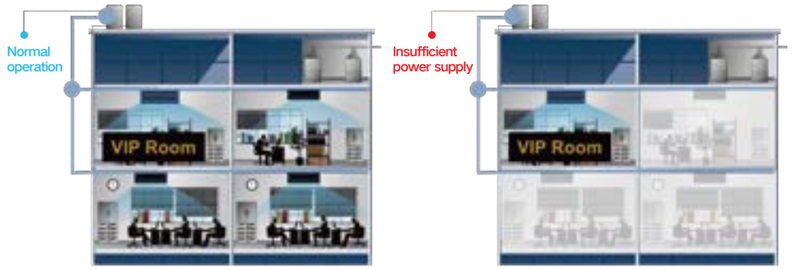

Priority Setting for Air Heating, Hot Water and Floor Heating

GMV6 HR is with multiple mode setting functions. System will give priority to air heating, hot water or floor heating mode according to the priority setting. User can set air heating priority, hot water priority or floor heating priority based on local weather conditions and application scenarios.

Priority setting	Code	Notes
Air heating	01	Air heating takes priority
Water heating	02	Water heating takes priority
Floor heating	03	Floor heating takes priority
……	……	……

Note: This function must be set in the field.

Mode Exchange Unit

Wide Capacity Range

The new generation mode exchange unit adopts high refrigerant flow design and the connectable indoor unit capacity is significantly increased. A maximum of 16kW can be connected to a single branch, which is 13% higher than before; and the maximum capacity connected to multiple branches is 85kW, which is 25% higher.

An increase of 13% in capacity allowed for a single branch; an increase of 25% in capacity allowed for a single mode exchange unit



Note: For two branches in parallel, the maximum capacity of connectable indoor units is 28kW.

High-efficiency Sub-cooling Design

In a heat recovery system, refrigerant flow between indoor units may produce noise due to insufficient sub-cooling degree, which will affect the cooling performance. For our new generation mode exchange unit, it adopts a noise reduction design and the solenoid valve and electronic expansion valve are combined to realize intelligent control, which can provide sufficient sub-cooling degree for refrigerant in indoor units, ensuring the high-efficiency and low-noise operation of indoor units.

Compact Design

The new generation mode exchange unit has a brand new pipe structure, for which its size is 15% smaller, saving more installation space. The loading quantity is up by 70%.

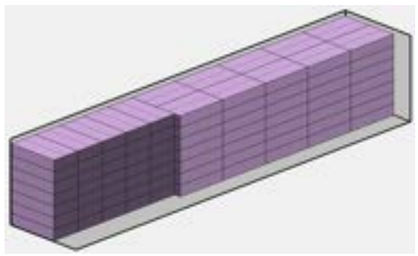

Loading quantity (last generation)

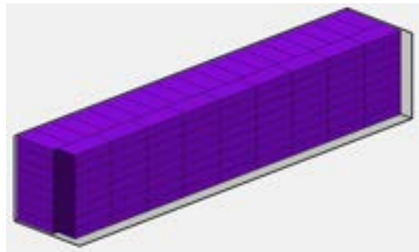

Loading quantity (new generation)

Note: Limited to some models.

Noise Reduction Design of Mode Exchange Unit

The noise of mode exchange unit is mostly caused by the large pressure difference between the indoor unit pipeline and the outdoor unit pipeline during mode switch. The new generation mode exchange unit adopts preliminary pressure release control technology. By combining preliminary indoor unit pressure release control with preliminary bypass pressure release control, the indoor unit pipeline pressure can be quickly balanced during the mode switch of indoor units, avoiding the noise caused by the switching pressure difference and ensuring the quiet and rapid mode switch of indoor units.

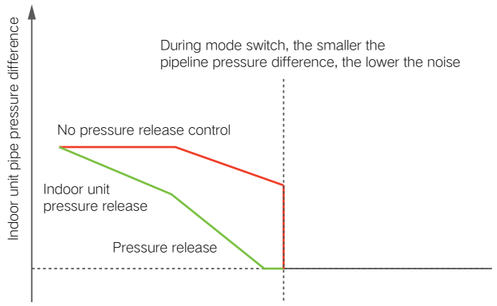

One-piece Connection Pipe Design, Efficient and Safe

The connection pipe is designed with a variable diameter spinning sealing, for easy installation and less installation time. It can satisfy requirements for different pipe size in engineering pipe connection. There's no need to remove the sealing cap through welding, which is safer. Less oxide is produced, and the system is cleaner.



Structure for Efficient Maintenance

The L-shape integrated upper cover plate is designed so that there's a better view and enough operation space for the inspection and maintenance of pipes and valves when the upper cover plate is removed.



Hydro Box

Wide Capacity Range

There are two capacity options for a single unit: 16/30kWm, which can satisfy different engineering requirements.

16/30kW

Double Functions

The hydro box can be connected to the water tank and floor heating independently or simultaneously. It is equipped with a new generation matrix wired controller, through which you can set hot water function or floor heating function. Two functions in one machine, satisfying customers' various needs.

Hot water

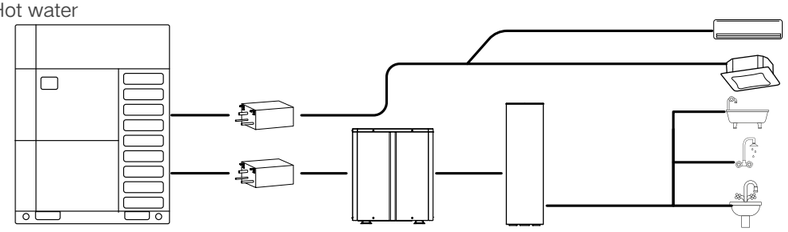

Floor heating

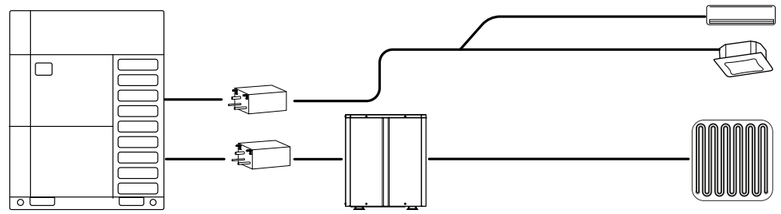

Hot water & floor heating

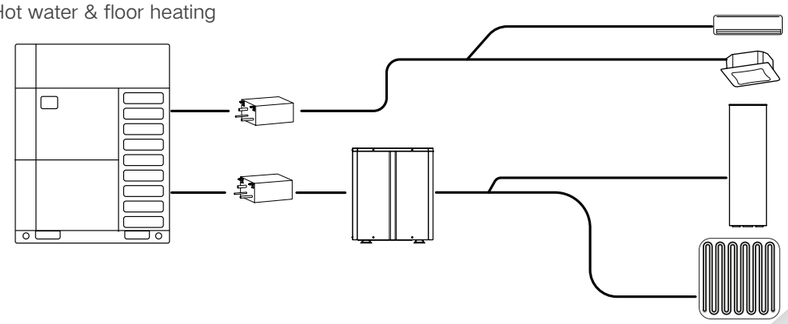

*Note: Wired controller model: XE70-11/H.

Flexible Model Selection

You can connect the hydro box to Gree water tank or inner coil water tank purchased separately. User can design his/her own inner coil water tank according to the engineering characteristics, to make the engineering design more flexible.

*Note: The separately purchased water tank must be a inner coil water tank.

Intelligent Hydro Box Anti-freezing Design

When the hydro box is stopped and water temperature is below 0℃ , the plate heat exchanger may be freezing and broken, which will affect the safe operation of the entire system. In GMV6 HR, we adopt an intelligent step-by-step anti-freezing strategy so that the hydro box will implement different anti-freezing control logics according to its actual status, running time and water side temperature, providing safe and anti-freezing protection while maintaining the level of comfort indoors.

Without anti-freezing design

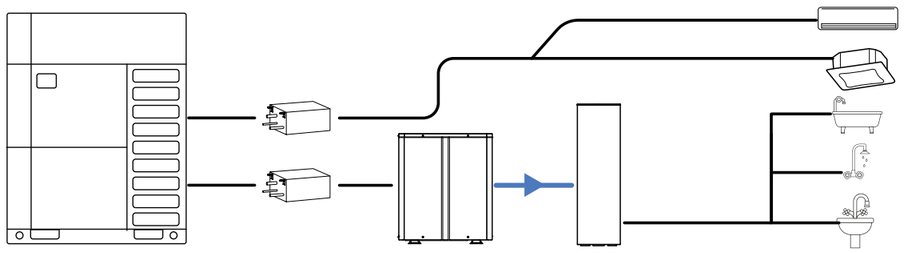

When temperature is below 0℃ , if there is no anti-freezing design, water pipe can be easily cracked, causing operation failure.

With anti-freezing design

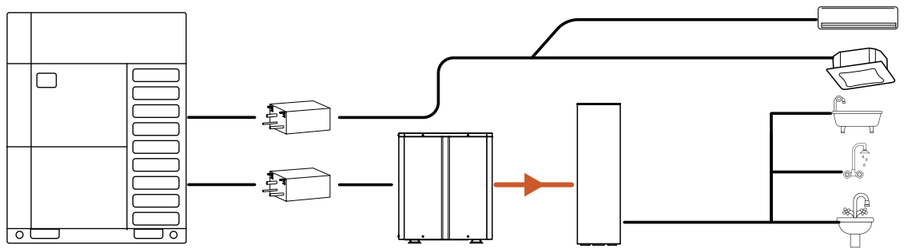

When temperature is below 0℃ , anti-freezing design can ensure normal operation.

New Type Wired Controller as Standard Supply

It is a brand new matrix type wired controller of touch control. It is designed with a new interaction logic, which makes the controller easy to use; the matrix screen allows the display to be more visually pleasing and rich, concise but not simple.

- ◆ Touch buttons with rich functions
- ◆ Simple appearance
- ◆ With weekly timer, easy to use

Wired controller model: XE70-11/H

High-temperature Sterilization Function

This product is with high-temperature sterilization function. When it is activated, it can effectively remove bacteria. The water tank temperature can be heated to 70℃ . High-efficiency sterilization is included to care for the health of users.

Sunflower Function

This product is with sunflower function. The algorithm of the new sunflower function can automatically track and collect the temperature data of the daytime hour by hour so as to predict high temperature periods in the daytime and heat up water correspondingly, which is efficient and energy-saving.

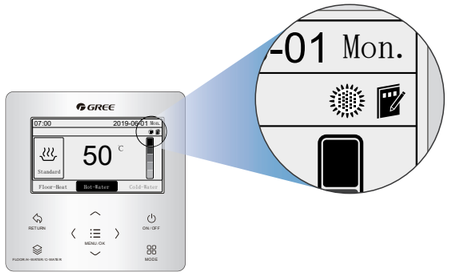

Solar Power Function

It is equipped with a solar power water pump interface, a solar power temperature sensor interface and a solar power temperature sensor and can be connected to a solar power water tank. It can intelligently control the solar power water pump according to outdoor temperature and the solar power water temperature so as to heat up the water tank.

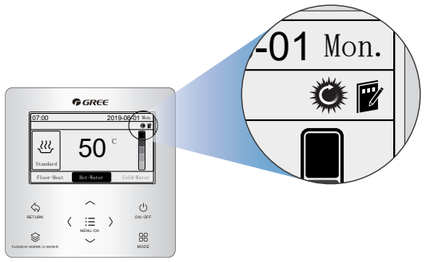

*Note: A dual inner coil water tank solar power water tank must be used.

Mode Exchange Unit

Model	Product Appearance
NCHS1D	
NCHS2D	

Model	Product Appearance
NCHS4D	
NCHS8D	

Hydro Box

Model	Product Appearance
NRQR16L/A-T	
NRQR30L/A-T	

Outdoor Unit

Model			GMV-VQ224WM/C-X	GMV-VQ280WM/C-X	GMV-VQ335WM/C-X	GMV-VQ400WM/C-X	GMV-VQ450WM/C-X	GMV-VQ504WM/C-X	GMV-VQ560WM/C-X	GMV-VQ615WM/C-X
Capacity range		HP	8	10	12	14	16	18	20	22
Cooling capacity	Rated *	kW	22.4	28.0	33.5	40.0	45.0	50.4	52.0	52.0
	Max.	kW	22.4	28.0	33.5	40.0	45.0	50.4	56.0	61.5
Heating capacity	Rated *	kW	22.4	28.0	33.5	40.0	45.0	50.4	56.0	56.0
	Max.	kW	25.0	31.5	37.5	45.0	50.0	56.5	63.0	69.0
SEER	Ducted *	-	7.00	6.70	6.55	6.90	6.46	6.48	6.32	6.32
	Cassette *	-	7.24	6.45	6.66	6.18	6.15	6.68	6.35	6.35
SCOP	Ducted *	-	4.32	4.57	4.74	4.44	4.41	4.25	4.15	4.15
	Cassette *	-	4.29	4.43	4.37	4.44	4.50	4.34	4.34	4.34
Power supply		V/Ph/Hz	380-415V 3N~50/60Hz							
Max. circuit/fuse current		A	23.0/25	23.5/25	24.1/25	37.5/40	39.3/40	47.0/50	48.0/50	49.0/50
Max. drive IDU NO.		unit	13	16	19	23	26	29	33	36
Refrigerant charge volume		kg	8.2	8.5	9.6	11.1	11.6	12.8	12.8	13.3
Sound pressure level(Cooling)		dB(A)	60	61	63	63	63	63	63	64
Sound power level(Cooling)	Ducted*	dB(A)	80	82	84	91	91	88	88	88
	Cassette*	dB(A)	80	84	86	87	94	87	89	89
Connecting pipe	Liquid	mm	Φ9.52	Φ9.52	Φ12.7	Φ12.7	Φ12.7	Φ15.9	Φ15.9	Φ15.9
	High pressure gas	mm	Φ15.9	Φ19.05	Φ19.05	Φ22.2	Φ22.2	Φ25.4	Φ25.4	Φ25.4
	Low pressure gas	mm	Φ19.05	Φ22.2	Φ25.4	Φ25.4	Φ28.6	Φ28.6	Φ28.6	Φ28.6
Dimension (W×D×H)	Outline	mm	930×775×1690	930×775×1690	930×775×1690	1340×775×1690	1340×775×1690	1340×775×1690	1340×775×1690	1340×775×1690
	Package	mm	1000×830×1855	1000×830×1855	1000×830×1855	1400×830×1855	1400×830×1855	1400×830×1855	1400×830×1855	1400×830×1855
Net weight/Gross weight		kg	243/253	243/253	256/266	325/340	325/340	385/400	385/400	385/400
Loading quantity	40' GP	set	28	28	28	22	22	22	22	22
	40' HQ	set	28	28	28	22	22	22	22	22

Note: The data is Eurovent certified.

Mode Exchange Unit

Model				NCHS1D	NCHS2D	NCHS4D	NCHS8D
Number of branches			unit	1	2	4	8
Max. number of connectable IDUs		Per branch	unit	8	8	8	8
		Total	unit	8	16	32	64
Max. capacity of connectable IDUs		Per branch	kW	16	16	16	16
		Total	kW	16	28	45	85
Power supply			V/Ph/Hz	220-240V ~ 50/60Hz			
Power comsumption		Cooling	W	14	25	32	90
		Heating	W	14	25	32	90
Piping connections	ODU	Liquid	mm	Φ9.52	Φ9.52	Φ12.7	Φ15.9
		High pressure gas	mm	Φ19.05	Φ19.05	Φ22.2	Φ22.2
		Low pressure gas	mm	Φ22.2	Φ22.2	Φ28.6	Φ28.6
	IDU	Liquid	mm	Φ6.35/9.52	Φ6.35/9.52	Φ6.35/9.52	Φ6.35/9.52
		Gas	mm	Φ12.7/15.9	Φ12.7/15.9	Φ12.7/15.9	Φ12.7/15.9
Dimension(W×D×H)		Outline	mm	340×388×250	340×388×250	460×388×250	784×388×250
		Package	mm	863×624×298	863×624×298	979×624×303	1300×624×288
Net weight/Gross weight			kg	12/17.5	14.5/20.5	20.6/27	33/42

Hydro Box

Model			NRQR16L/A-T	NRQR30L/A-T
Hot water heating capacity		kW	4.5(3.6~16)	4.5(3.6~30)
Max setting temperature of domestic hot water		°C	55(35~55)	55(35~55)
Floor heating capacity		kW	16	30
Max setting temperature of floor heating		°C	45(25~45)	45(25~45)
Power supply		-	220~240V-1ph-50Hz	220~240V-1ph-50Hz
			208~230V-1ph-60Hz	208~230V-1ph-60Hz
Heat exchanger	Type	-	Plate heat exchanger	Plate heat exchanger
	Quantity	-	1	1
	Rated water flow	L/min	46	86
	Pressure drop	kPa	27.5	38.5
Water system connection	Diameter of inlet/outlet water pipe	mm	Φ25	Φ25
	Thread specification	-	G1	G1
Refrigerant system connection	Gas pipe	mm	Φ15.9	Φ22.2
	Liquid pipe	mm	Φ9.52	Φ9.52
Outline dimension(W×D×H)		mm	515×330×606	515×330×606
Net weight		kg	36	40

GMV6 HR Outdoor Units Lineup

Model	GMV-VQ224WM/C-X	GMV-VQ280WM/C-X	GMV-VQ335WM/C-X	GMV-VQ400WM/C-X	GMV-VQ450WM/C-X	GMV-VQ504WM/C-X	GMV-VQ560WM/C-X	GMV-VQ615WM/C-X
GMV-VQ224WM/C-X	●							
GMV-VQ280WM/C-X		●						
GMV-VQ335WM/C-X			●					
GMV-VQ400WM/C-X				●				
GMV-VQ450WM/C-X					●			
GMV-VQ504WM/C-X						●		
GMV-VQ560WM/C-X							●	
GMV-VQ615WM/C-X								●
GMV-VQ680WM/C-X		●		●				
GMV-VQ730WM/C-X		●			●			
GMV-VQ784WM/C-X		●				●		
GMV-VQ840WM/C-X		●					●	
GMV-VQ895WM/C-X		●						●
GMV-VQ950WM/C-X			●					●
GMV-VQ1015WM/C-X				●				●
GMV-VQ1065WM/C-X					●			●
GMV-VQ1119WM/C-X						●		●
GMV-VQ1175WM/C-X							●	●
GMV-VQ1230WM/C-X								●●
GMV-VQ1290WM/C-X		●			●		●	
GMV-VQ1345WM/C-X		●			●			●
GMV-VQ1400WM/C-X			●		●			●
GMV-VQ1455WM/C-X		●					●	●
GMV-VQ1510WM/C-X		●						●●
GMV-VQ1565WM/C-X			●					●●
GMV-VQ1630WM/C-X				●				●●
GMV-VQ1680WM/C-X					●			●●
GMV-VQ1734WM/C-X						●		●●
GMV-VQ1790WM/C-X							●	●●
GMV-VQ1845WM/C-X								●●●
GMV-VQ1905WM/C-X		●			●		●	●
GMV-VQ1959WM/C-X		●				●	●	●
GMV-VQ2015WM/C-X		●					●●	●
GMV-VQ2070WM/C-X		●					●	●●
GMV-VQ2125WM/C-X		●						●●●
GMV-VQ2180WM/C-X			●					●●●
GMV-VQ2245WM/C-X				●				●●●
GMV-VQ2295WM/C-X					●			●●●
GMV-VQ2349WM/C-X						●		●●●
GMV-VQ2405WM/C-X							●	●●●
GMV-VQ2460WM/C-X								●●●●

Specifications of ODU Combination

GMV6 HR（380-415V 3N~50/60Hz）

HP	Model	Power supply	Capacity		Dimension (W × D × H)	Airflow volume	ESP	Connecting pipe			Min. circuit current	Max. fuse current	Net weight
			Cooling capacity	Heating capacity				Liquid	HP gas	LP gas			
			kW	kW	mm	m^3/h	Pa	mm	mm	mm	A	A	kg
24	GMV-VQ680WM/C-X	380-415V 3N~50/60 Hz	68.0	76.5	930 × 775 × 1690+ 1340 × 775 × 1690	10500+13500	110	Φ15.9	Φ25.4	Φ28.6	23.5+37.5	25+40	243+325
26	GMV-VQ730WM/C-X		73.0	81.5	930 × 775 × 1690+ 1340 × 775 × 1690	10500+15400	110	Φ19.05	Φ28.6	Φ31.8	23.5+39.3	25+40	243+325
28	GMV-VQ784WM/C-X		78.4	88.0	930 × 775 × 1690+ 1340 × 775 × 1690	10500+16000	110	Φ19.05	Φ28.6	Φ31.8	23.5+47	25+50	243+385
30	GMV-VQ840WM/C-X		84.0	94.5	930 × 775 × 1690+ 1340 × 775 × 1690	10500+16500	110	Φ19.05	Φ28.6	Φ31.8	23.5+48	25+50	243+385
32	GMV-VQ895WM/C-X		89.5	100.5	930 × 775 × 1690+ 1340 × 775 × 1690	10500+16500	110	Φ19.05	Φ28.6	Φ31.8	23.5+49	25+50	243+385
34	GMV-VQ950WM/C-X		95.0	106.5	930 × 775 × 1690+ 1340 × 775 × 1690	11100+16500	110	Φ19.05	Φ28.6	Φ31.8	24.1+49	25+50	256+385
36	GMV-VQ1015WM/C-X		101.5	114.0	(1340 × 775 × 1690) × 2	13500+16500	110	Φ19.05	Φ31.8	Φ38.1	37.5+49	40+50	325+385
38	GMV-VQ1065WM/C-X		106.5	119.0	(1340 × 775 × 1690) × 2	15400+16500	110	Φ19.05	Φ31.8	Φ38.1	39.3+49	40+50	325+385
40	GMV-VQ1119WM/C-X		111.9	125.5	(1340 × 775 × 1690) × 2	16000+16500	110	Φ19.05	Φ31.8	Φ38.1	47+49	50+50	385 × 2
42	GMV-VQ1175WM/C-X		117.5	132.0	(1340 × 775 × 1690) × 2	16500 × 2	110	Φ19.05	Φ31.8	Φ38.1	48+49	50+50	385 × 2
44	GMV-VQ1230WM/C-X		123.0	138.0	(1340 × 775 × 1690) × 2	16500 × 2	110	Φ19.05	Φ31.8	Φ38.1	49+49	50+50	385 × 2
46	GMV-VQ1290WM/C-X		129.0	144.5	930 × 775 × 1690+ (1340 × 775 × 1690) × 2	10500+15400 +16500	110	Φ19.05	Φ31.8	Φ38.1	23.5+39.3+48	25+40+50	243+325+385
48	GMV-VQ1345WM/C-X		134.5	150.5	930 × 775 × 1690+ (1340 × 775 × 1690) × 2	10500+15400 +16500	110	Φ19.05	Φ31.8	Φ38.1	23.5+39.3+49	25+40+50	243+325+385
50	GMV-VQ1400WM/C-X		140.0	156.5	930 × 775 × 1690+ (1340 × 775 × 1690) × 2	11100+15400+16500	110	Φ19.05	Φ38.1	Φ41.3	24.1+39.3+49	25+40+50	256+325+385
52	GMV-VQ1455WM/C-X		145.5	163.5	930 × 775 × 1690+ (1340 × 775 × 1690) × 2	10500+16500 × 2	110	Φ19.05	Φ38.1	Φ41.3	23.5+48+49	25+50+50	243+385 × 2
54	GMV-VQ1510WM/C-X		151.0	169.5	930 × 775 × 1690+ (1340 × 775 × 1690) × 2	10500+16500 × 2	110	Φ19.05	Φ38.1	Φ41.3	23.5+49+49	25+50+50	243+385 × 2
56	GMV-VQ1565WM/C-X		156.5	175.5	930 × 775 × 1690+ (1340 × 775 × 1690) × 2	11100+16500 × 2	110	Φ19.05	Φ38.1	Φ41.3	24.1+49+49	25+50+50	256+385 × 2
58	GMV-VQ1630WM/C-X		163.0	183.0	(1340 × 775 × 1690) × 3	13500+16500 × 2	110	Φ19.05	Φ38.1	Φ41.3	37.5+49+49	40+50+50	325+385 × 2
60	GMV-VQ1680WM/C-X		168.0	188.0	(1340 × 775 × 1690) × 3	15400+16500 × 2	110	Φ19.05	Φ38.1	Φ41.3	39.3+49+49	40+50+50	325+385 × 2
62	GMV-VQ1734WM/C-X		173.4	194.5	(1340 × 775 × 1690) × 3	16000+16500 × 2	110	Φ19.05	Φ38.1	Φ41.3	47+49+49	50+50+50	385 × 3
64	GMV-VQ1790WM/C-X		179.0	201.0	(1340 × 775 × 1690) × 3	16500 × 3	110	Φ19.05	Φ38.1	Φ41.3	48+49+49	50+50+50	385 × 3
66	GMV-VQ1845WM/C-X		184.5	207.0	(1340 × 775 × 1690) × 3	16500 × 3	110	Φ19.05	Φ38.1	Φ41.3	49+49+49	50+50+50	385 × 3
68	GMV-VQ1905WM/C-X		190.5	213.5	930 × 775 × 1690+ (1340 × 775 × 1690) × 3	10500+15400 +16500 × 2	110	Φ22.2	Φ41.3	Φ44.5	23.5+39.3+48+49	25+40+50+50	243+325 +385 × 2
70	GMV-VQ1959WM/C-X		195.9	220.0	930 × 775 × 1690+ (1340 × 775 × 1690) × 3	10500+16000 +16500 × 2	110	Φ22.2	Φ41.3	Φ44.5	23.5+47+48+49	25+50+50+50	243+385 × 3
72	GMV-VQ2015WM/C-X		201.5	226.5	930 × 775 × 1690+ (1340 × 775 × 1690) × 3	10500+16500 × 3	110	Φ22.2	Φ41.3	Φ44.5	23.5+48+48+49	25+50+50+50	243+385 × 3
74	GMV-VQ2070WM/C-X		207.0	232.5	930 × 775 × 1690+ (1340 × 775 × 1690) × 3	10500+16500 × 3	110	Φ22.2	Φ41.3	Φ44.5	23.5+48+49+49	25+50+50+50	243+385 × 3
76	GMV-VQ2125WM/C-X		212.5	238.5	930 × 775 × 1690+ (1340 × 775 × 1690) × 3	10500+16500 × 3	110	Φ22.2	Φ41.3	Φ44.5	23.5+49+49+49	25+50+50+50	243+385 × 3
78	GMV-VQ2180WM/C-X		218.0	244.5	930 × 775 × 1690+ (1340 × 775 × 1690) × 3	11100+16500 × 3	110	Φ22.2	Φ41.3	Φ44.5	24.1+49+49+49	25+50+50+50	256+385 × 3
80	GMV-VQ2245WM/C-X		224.5	252.0	(1340 × 775 × 1690) × 4	13500+16500 × 3	110	Φ22.2	Φ41.3	Φ44.5	37.5+49+49+49	40+50+50+50	325+385 × 3
82	GMV-VQ2295WM/C-X		229.5	257.0	(1340 × 775 × 1690) × 4	15400+16500 × 3	110	Φ22.2	Φ41.3	Φ44.5	39.3+49+49+49	40+50+50+50	325+385 × 3
84	GMV-VQ2349WM/C-X		234.9	263.5	(1340 × 775 × 1690) × 4	16000+16500 × 3	110	Φ22.2	Φ41.3	Φ44.5	47+49+49+49	50+50+50+50	385 × 4
86	GMV-VQ2405WM/C-X		240.5	270.0	(1340 × 775 × 1690) × 4	16500 × 4	110	Φ22.2	Φ41.3	Φ44.5	48+49+49+49	50+50+50+50	385 × 4
88	GMV-VQ2460WM/C-X		246.0	276.0	(1340 × 775 × 1690) × 4	16500 × 4	110	Φ22.2	Φ41.3	Φ44.5	49+49+49+49	50+50+50+50	385 × 4

Note: The combination models of the outdoor units are not Eurovent certified.